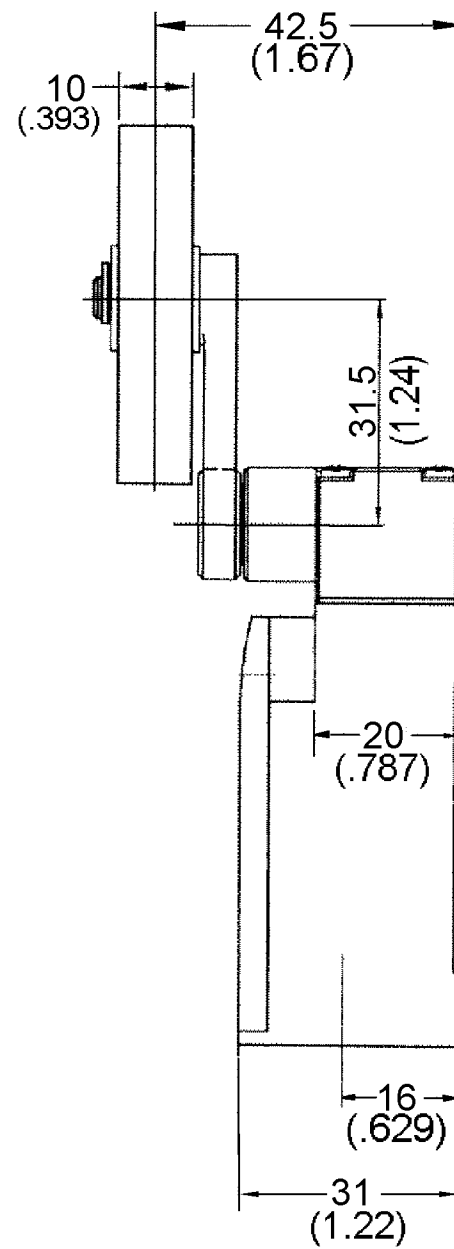
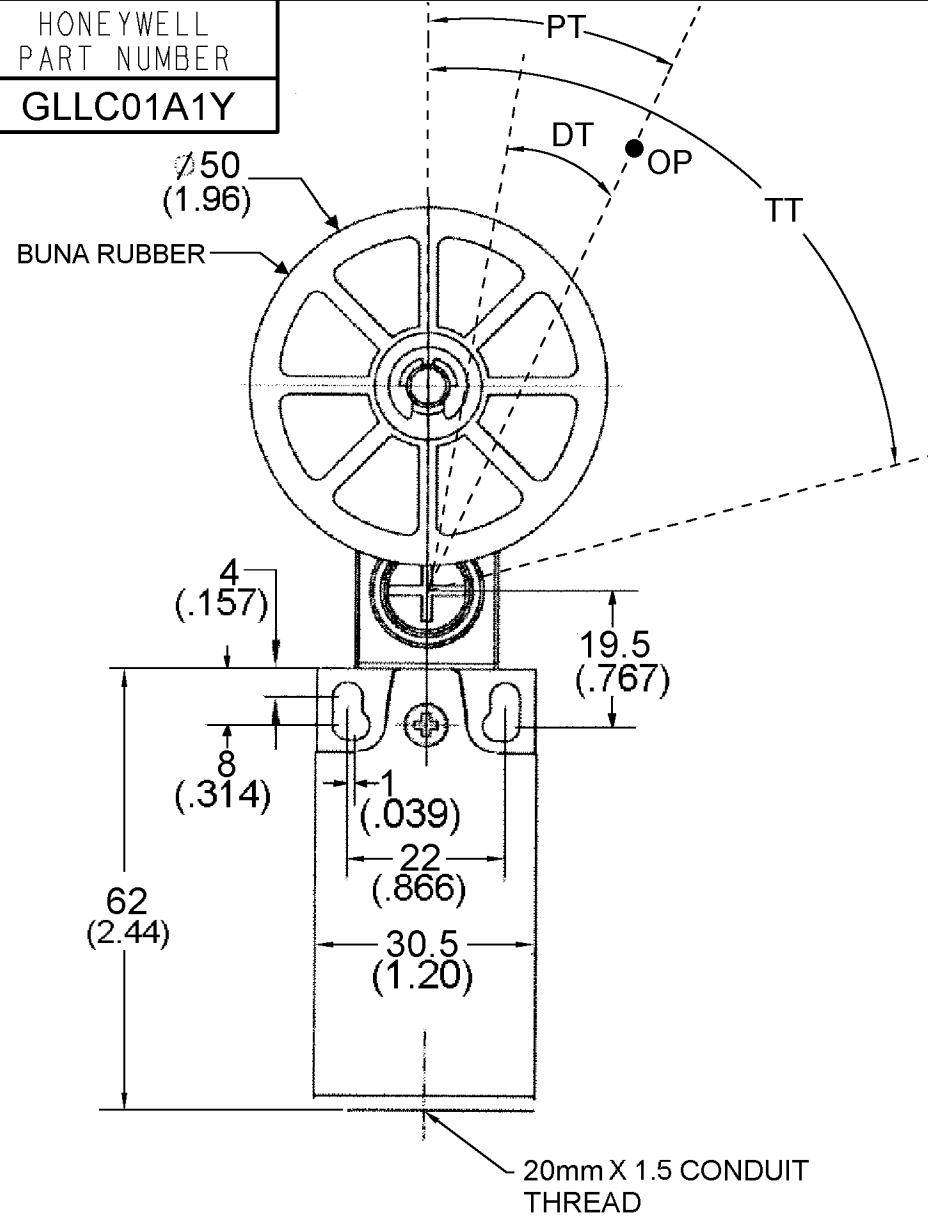


HONEYWELL
PART NUMBER

GLLC01A1Y

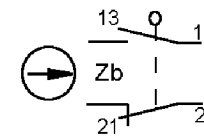
REV	DOCUMENT	CHANGED BY	CHECK
C	0016843	KRB 07NOV05	RJ



NOMINAL TRAVELS	
Items	
Operating Torque (max)	12 N-cm (1.062 lb-in)
Release Torque (min)	2 N-cm (0.177 lb-in)
PT (max) (Pre-Travel)	30° MAX
OT (min) (Over-Travel)	40°
DT (max) (Differential Travel)	18°
Travel to Operate Positive Break NC Contacts:	55°
TT (Total Travel)	70°

- NOTES :
- 1 - BLUE GLASS FIBER REINFORCED PBT HOUSING AND COVER. BLACK GLASS FIBER REINFORCED POM HEAD.
 - 2 - ENCLOSURE DOUBLE INSULATED TO IEC 536 CLASS II.
 - 3 - MINIMUM OPERATING VELOCITY (Vmin) = 1.0 MM/S
MAXIMUM OPERATING VELOCITY (Vmax) = 2 M/S
MAXIMUM OPERATING FREQUENCY (Fmax) = 120 OPS/MIN
 - 4 - FREE POSITION (FP), OPERATING POINT (OP), TOTAL TRAVEL (TT), AND PRETRAVEL (PT) ALL TO EN50047.
 - 5 - MAXIMUM TIGHTENING TORQUE FOR SCREWS
FOR HEAD SCREWS : 0.2 Nm (1.7 in-lbs)
COVER SCREWS : 0.5 Nm (4.4 in-lbs)
LEVER RETAINING SCREW (SIDE ROTARY) : 1 Nm (9 in-lbs)
TERMINAL SCREWS (RECOMMENDED) : 0.8 Nm - 1.0 Nm (7-9 in-lbs)
 - 6 - RECOMMENDED WIRE SIZE : 18 AWG - 16 AWG (.75mm² - 1.5mm²) SOLID
18 AWG - 14 AWG (.75mm² - 2.5mm²) STRANDED

SNAP ACTION CONTACTS



IEC 60947-5-1 ELECTRICAL RATING				ENVIRONMENTAL RATINGS		APPROVALS
AC		DC		IP65 NEMA 1, 12, 13		 EN50047 IEC 60947-5-1
A600	AC15	Q300	DC13	TEMP RANGE: -10°C TO 80°C 14°F TO 176°F		
Ue	Ie	Ue	Ie	SHOCK: 50G FOR IEC 68-2-27		
VOLTS	AMPS	VOLTS	AMPS	VIBRATION: 10G PER IEC 68-2-6		
120	6	125	0.55			
240	3	250	0.27			
380	1.9					
480	1.5					
500	1.4					
600	1.2					

Ith = 10A

DESIGN UNITS: INCH
TOLERANCES UNLESS NOTED:

NO PLACE	X	±	0
ONE PLACE	.X	±	0.0
TWO PLACE	.XX	±	0.01
THREE PLACE	.XXX	±	0.005
FOUR PLACE	.XXXX	±	0.0005
ANGLES		±	3

THIRD ANGLE PROJECTION

DRAWN	PM	17MAY05
CHECK	-	-
THIS DRAWING COVERS A PROPRIETARY ITEM AND IS THE PROPERTY OF HONEYWELL. THIS DRAWING IS NOT TO BE COPIED OR USED WITHOUT THE PERMISSION OF HONEYWELL.		
INTERPRET PER ASME Y14.5M-1994 OTHER HONEYWELL ENGINEERING STANDARDS MAY APPLY		
RASTER		

Honeywell			
TITLE SWITCH, LIMIT			
SIZE	TYPE	DRAWING NAME	REV
B	I	GLLC01A1Y	C
SCALE	-	SHEET	1 OF 1